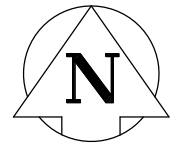


SAGE CREEK

PHASE 5 Marketing Plan



LEGEND:

- CONCEPTUAL DRIVEWAY/
GARAGE LOCATION
- #59 CIVIC ADDRESS
- 35 LOT NUMBER
- * SIGNATURE LOT
(SEE ARCHITECTURAL GUIDELINES)
- (W) WALKOUT LOWER LEVEL
- (WR) WALKOUT w/ RETAINING WALL
- FIRE HYDRANT
- GATE VALVE
- MANHOLE
- CATCHBASIN
- LIGHT STANDARD
- HYDRO PEDESTAL
- M.T.S. PEDESTAL
- CABLE PEDESTAL
- MAIL COMMUNITY MAIL BOX
- SIDEWALK
- PATHWAY
- DRAINAGE EASEMENT
- PILLAR
- SOLID FENCE DESIGN
(SEE FENCE DESIGN DETAIL)
- SOLID FENCE w/ LATTICE DESIGN
(SEE FENCE DESIGN DETAIL)
- OPEN FENCE DESIGN
(SEE FENCE DESIGN DETAIL)
- OPEN FENCE w/ RETAINING WALL
(SEE FENCE DESIGN DETAIL)
- CHAINLINK FENCE DESIGN
(SEE FENCE DESIGN DETAIL)

Blocks with no plan number are within Plan 51724.



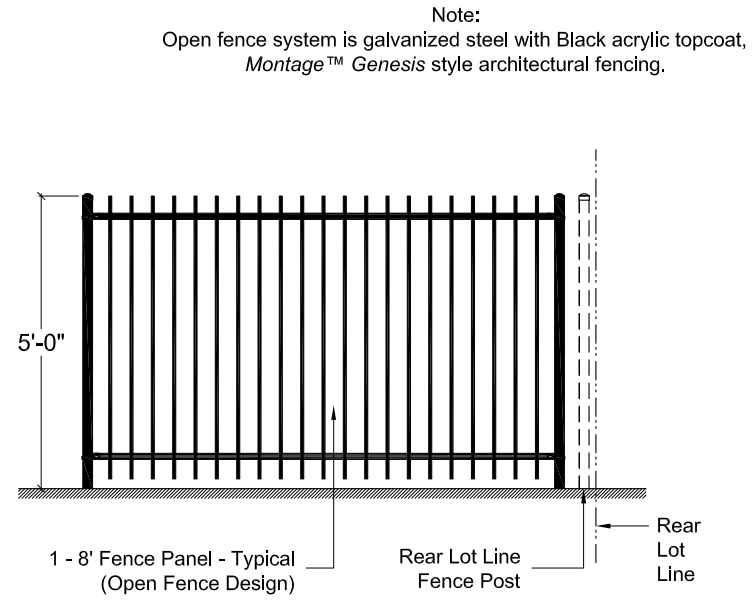
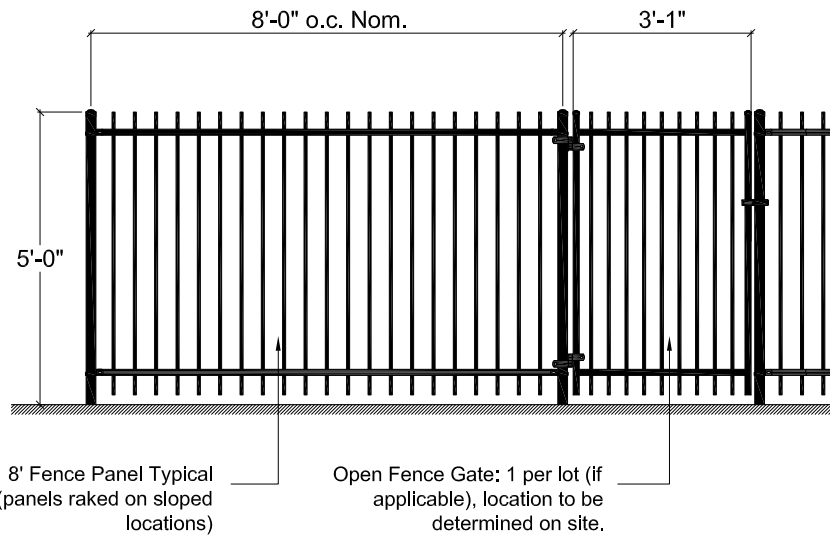
THIS CONCEPT PLAN IS FOR GENERAL INFORMATION ONLY AND IS SUBJECT TO CHANGE WITHOUT NOTICE.

June 17, 2013

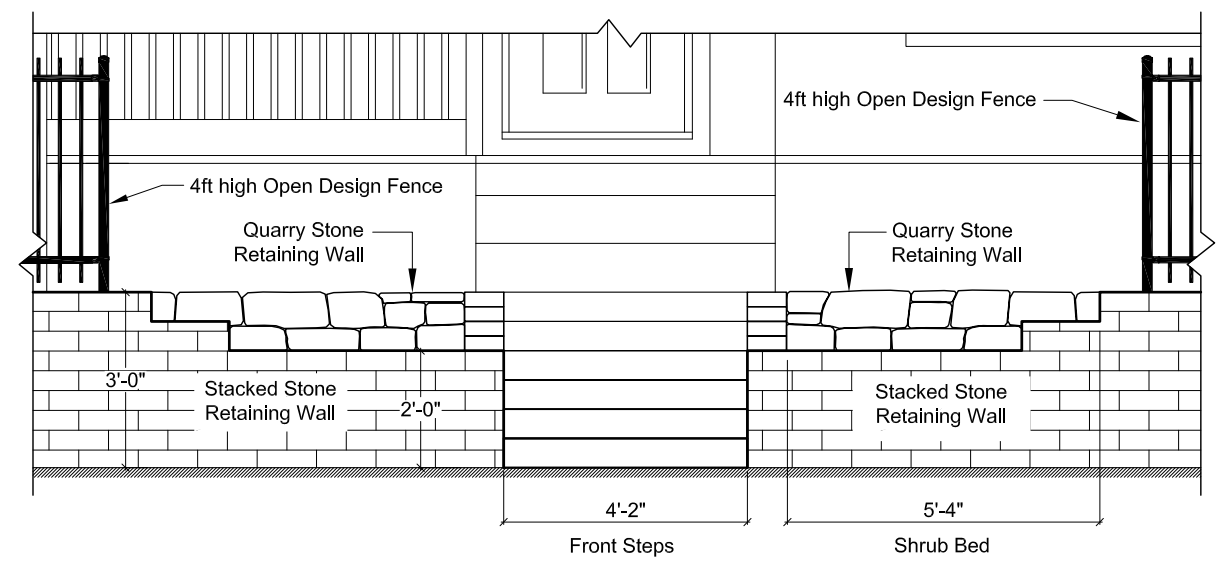


FENCE DESIGN DETAILS

~ ~ ~ OPEN FENCE DESIGN



~ ~ ~ OPEN FENCE w/ RETAINING WALL



1 Rear Yard Open Fence Elevation - Typ.
5 Open Fence Design - NTS

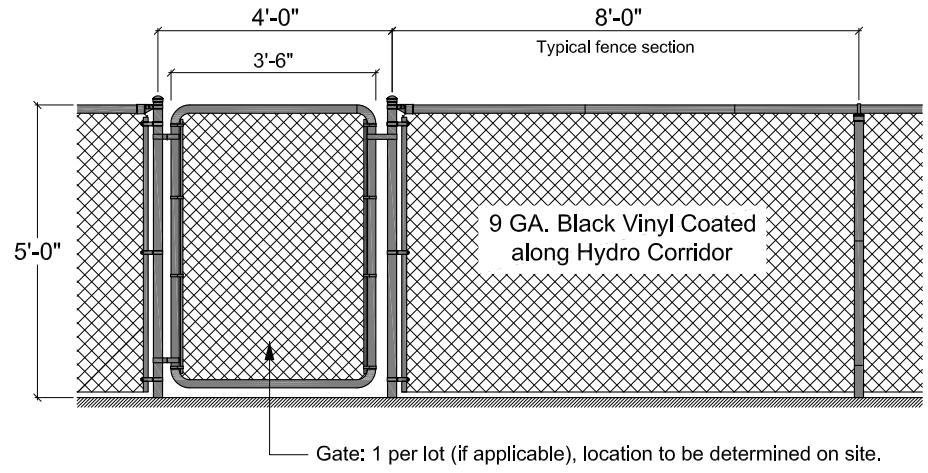
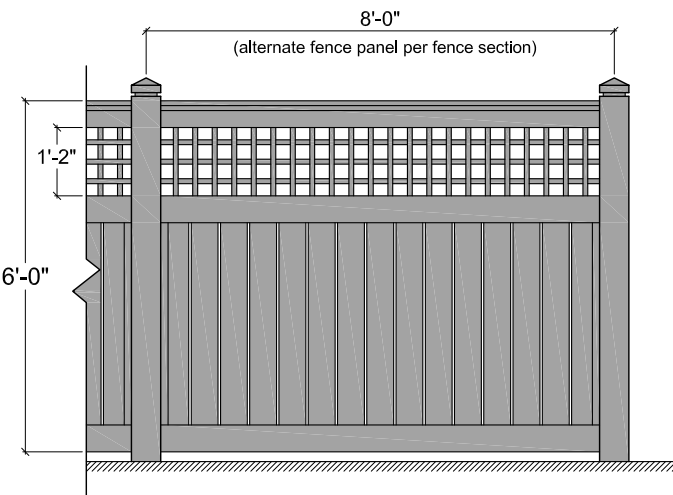
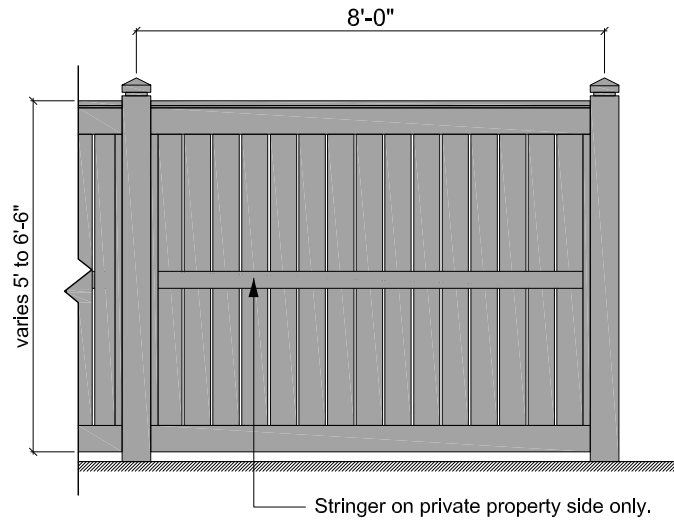
2 Side Yard Fence Return Elevation - Typ.
5 Open Fence Design - NTS

3 Front Yard Retaining Wall Elevation - Typ.
5 Open Fence w/ Retaining Wall - NTS

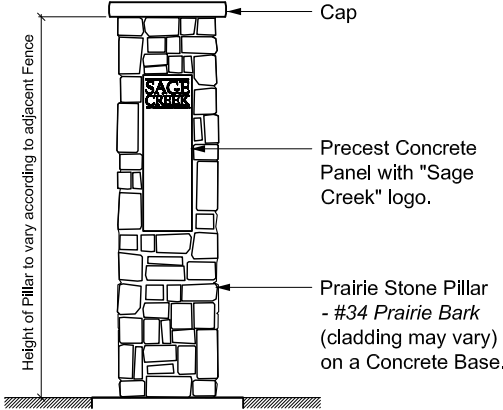
--- SOLID FENCE DESIGN

— SOLID FENCE w/ LATTICE DESIGN

X--X--X CHAIN-LINK FENCE DESIGN



PHASE 5



4 Solid Fence Elevation - Typ.
5 Solid Fence Design - NTS

5 Solid Fence with Lattice Elevation
5 Solid Fence w/ Lattice Design - NTS

6 Rear Yard Chain-link Fence Elevation - Typ.
5 Chain-link Fence Design - NTS

7 Pillar Elevation
5 Pillar Design - NTS

NOTE: FOR ILLUSTRATION PURPOSES ONLY. NOT TO BE USED AS CONSTRUCTION DRAWINGS.

September 26, 2012